

**KEY FEATURES**

- Power Module for PCB Mountable
- 4:1 Wide Input Range
- Regulated Output
- Low Ripple and Noise
- 2-Year Product Warranty


**ELECTRICAL SPECIFICATIONS**

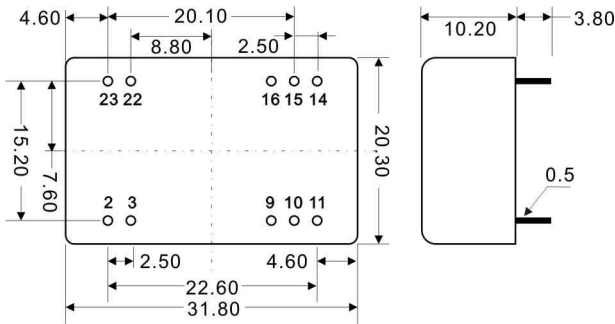
Model No.	SB03-24-3.3S	SB03-24-5S	SB03-24-12S	SB03-24-15S	SB03-24-24S	SB03-24-5D	SB03-24-12D	SB03-24-15D
Max. Output Wattage (W)	3W	3.3W	4W	4W	4W	3W	4W	4W
Input Voltage (V.DC.)	24V (9-36V)	24V (9-36V)	24V (9-36V)	24V (9-36V)	24V (9-36V)	24V (9-36V)	24V (9-36V)	24V (9-36V)
Output Voltage (V.DC.)	3.3V / 900mA	5V / 660mA	12V / 330mA	15V / 267mA	24V / 166mA	±5V / ±300mA	±12V / ±166mA	±15V / ±133mA
Efficiency	70%	71%	80%	77%	78%	73%	77%	75%

Model No.	SB03-48-3.3S	SB03-48-5S	SB03-48-12S	SB03-48-15S	SB03-48-24S	SB03-48-5D	SB03-48-12D	SB03-48-15D
Max. Output Wattage (W)	3W	3.3W	4W	4W	4W	3W	4W	4W
Input Voltage (V.DC.)	48V (18-75V)	48V (18-75V)	48V (18-75V)	48V (18-75V)	48V (18-75V)	48V (18-75V)	48V (18-75V)	48V (18-75V)
Output Voltage (V.DC.)	3.3V / 900mA	5V / 660mA	12V / 330mA	15V / 267mA	24V / 166mA	±5V / ±300mA	±12V / ±166mA	±15V / ±133mA
Efficiency	71%	73%	80%	79%	78%	75%	79%	78%

Model No.	SB03-24-3.3S SB03-48-3.3S	SB03-24-5S SB03-48-5S	SB03-24-12S SB03-48-12S	SB03-24-15S SB03-48-15S	SB03-24-24S SB03-48-24S	SB03-24-5D SB03-48-5D	SB03-24-12D SB03-48-12D	SB03-24-15D SB03-48-15D	
Max Output Wattage (W)	3W	3.3W	4W	4W	4W	3W	4W	4W	
Input	Input Filter: $\pi$ type								
Output	Input Voltage (V.DC.)	3.3	5	12	15	24	±5	±12	±15
	Voltage Accuracy	±2%							
	Current (mA) max	900	660	330	267	166	±300	±166	±133
	Line Regulation (LL-HL) (typ.)	±0.5%							
	Load Regulation (10-100%) (typ.)	±3%	±1%	±1%	±1%	±1%	±1%	±1%	±1%
	Ripple	<0.2% Vout +40mV max (Vp-p)							
	Noise	<0.5% Vout +50mV max (Vp-p)							
Switching Frequency	300KHz								
Protection	Over Power Protection	Works over 120% of rating and recovers automatically.							
	Short Circuit Protection	Current limit, auto-recovery							
Isolation	Voltage	1600 VDC.							
	Resistance	10 <sup>8</sup> ohms							
	Capacitance	1000 pF							
Environment	Operating Temperature	-25°C...+70°C (at Full Load)							
	Storage Temperature	-55°C...+105°C							
	Case Temperature	+100°C max.							
	Temperature Coefficient	±0.02% Per°C							
	Humidity	95% RH							
MTBF	>800,000 h @ 25°C (MIL-HDBK-217F)								
Physical	Dimension (L x W x H)	1.25 x 0.8 x 0.4 Inches ( 31.8 x 20.3 x 10.2 mm ) Tolerance ±0.5 mm							
	Case Material	Six-side shielded Aluminum with Non-Conductive base, Black Anodize							
	Weight	13 g							
	Cooling Method	Free-air convection							

All specifications valid at nominal input voltage, full load and +25°C after warm-up time unless otherwise stated.

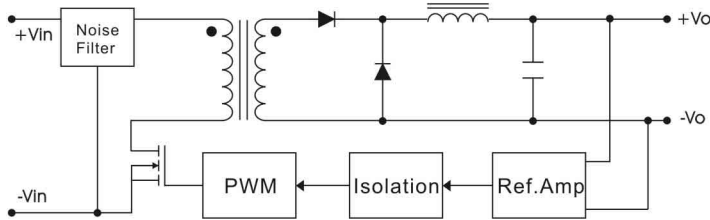
**MECHANICAL DIMENSION ( Top View )**



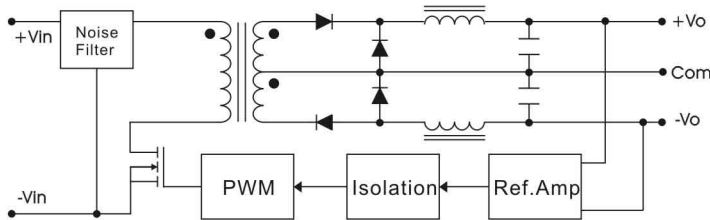
PIN#	Single	Dual
2	-VIN	-VIN
3	-VIN	-VIN
9	NC	COMMON
10	NC	NC
11	NC	-VOUT
14	+VOUT	+VOUT
15	NC	NC
16	-VOUT	COMMON
22	+VIN	+VIN
23	+VIN	+VIN

**BLOCK DIAGRAM**

**Single Output**



**Dual Output**



**DERATING**

