

# MPU63 series

63W Desk Top Type  
Medical Power Supplies

## Features:

- Wide Operating Voltage 90 to 264 VAC, 47 to 63 Hz
- IEC-320-C14 Input Inlet
- Single Output
- Optional Output Connector (See page appendix)
- Over Voltage and Over Load protection
- Output Voltage Protection (Crowbar Design)
- Class I
- Energy Star 2.0, Efficiency level V
- 3 year warranty



## Electrical Characteristics:

Vin	Safety Approvals Input Voltage Range		100~240VAC
	Operate Voltage Range		90~264VAC
fin	Input Frequency		47~63Hz
Po	Output Power Range		See rating chart
Vo	Output Voltage Range		See rating chart
Io	Output Current Range		See rating chart
Iil	Input Current (Low Line)	Io=Full load, Vin=100VAC	1.62A
Iih	Input Current (High Line)	Io=Full load, Vin=240VAC	0.72A
Ir	Low Line Inrush Current	Io=Full load, 25°C, Cool start, Vin=115VAC	45A (max.)
	High Line Inrush Current	Io=Full load, 25°C, Cool start, Vin=230VAC	90A (max.)
Eff	Efficiency	Io=Full Load, Vin=230VAC	77~88%
REG-i	Line Regulation	Io=Full Load	0.5~1%
REG-o	Load Regulation	Vin=230VAC	3~7%
OVP	Over Voltage Protection		112~132%
OCP	Over Current Protection		110~150%
Ttr	Time of Transient Response	Io=Full Load to Half Load, Vin=100VAC	4mS (max.)
Th	Hold-Up Time	Io=Full Load, Vin=110VAC	16mS (min.)
Ts	Start Up Time	Io=Full Load, Vin=100VAC	0.3~2S
Vp-p	Ripple & Noise(Peak to Peak)	Full Load, Vin=90VAC	1% (max.)
Ilk	Safety Ground Leakage Current	Vin=240VAC/60Hz	0.1mA (max.)
TC	Temperature Coefficient	All output	±0.04%/°C
OA	Operating Altitude		Up to 3000m
Pno	No-Load Power Consumption	No load, Vin=230VAC	See rating chart
Vps	Dielectric Withstanding Voltage	Primary to secondary	5911VDC (min.)
Vpg	Dielectric Withstanding Voltage for Primary to PE	Primary to PE	2249VDC (min.)
Ris	Isolation Resistance	Test Voltage=500VDC	50MΩ (min.)


## Environmental

To	Operating Temperature	See derating curve
Ts	Storage Temperature	-40~85°C
Ho	Operating Humidity	0~95%
Hr	Storage Humidity	0~95%
MTBF	Operating Temperature at 25°C, Calculated per MIL-HDBK-217F	0.1M Hrs (min.)
Pd	Derate linearly from 100% load at 50°C to 50% load at 70°C	

## Application:

- Medical Touch Panel PC
- Patient Monitoring System
- Ultrasound System

## Safety Approvals:



**Output Voltage And Current Rating Chart ( Single Output ) :**

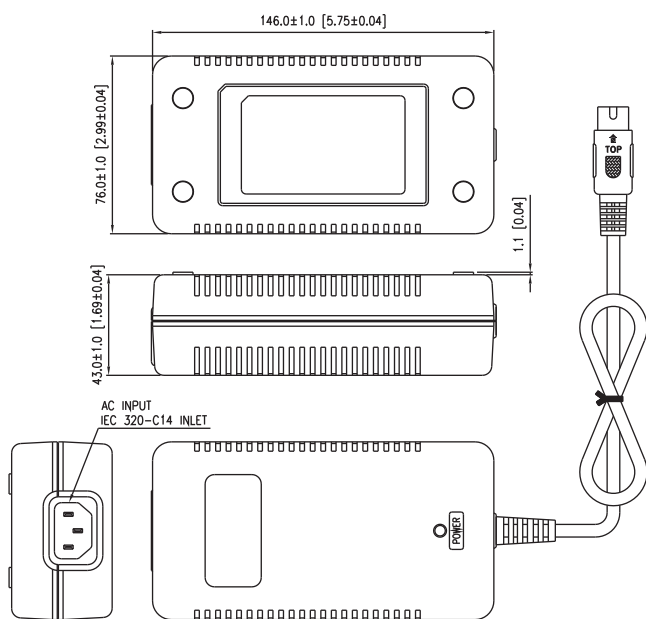
Model Number	Output Voltage	Output Current	Total Regulation	Max. Output Power	Pno (max.)
MPU63-102	5 VDC	9.00 A	7%	45W	0.5W
MPU63-103	7 VDC	7.85 A	7%	55W	0.5W
MPU63-104	9 VDC	6.44 A	5%	58W	0.5W
MPU63-105	12 VDC	5.25 A	5%	63W	0.5W
MPU63-106	15 VDC	4.20 A	5%	63W	0.5W
MPU63-107	18 VDC	3.50 A	5%	63W	0.5W
MPU63-108	24 VDC	2.62 A	3%	63W	0.5W
MPU63-109	30 VDC	2.10 A	3%	63W	0.5W
MPU63-110	36 VDC	1.75 A	3%	63W	0.5W

MPU63-102~103 are required to use AWG#16 / 5C / 4FT output cable.

MPU63-104~107 are required to use AWG#16 / 2C / 4FT output cable.

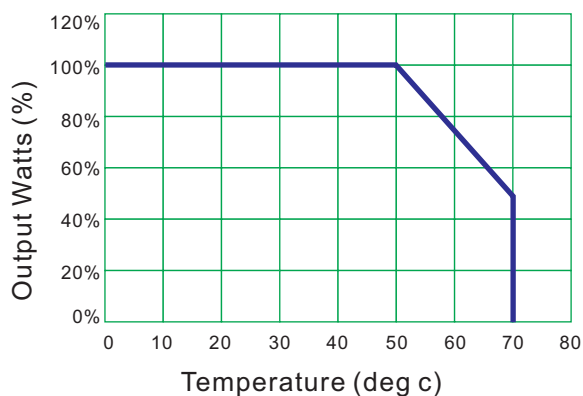
MPU63-108~110 are required to use AWG#18 / 2C / 6FT output cable.

The regulation and efficiency will be changed by modified output cable.

**Mechanical Specifications:**

Note:

1. Dimensions are shown in mm.
2. Weight: 510~560gs approx.
3. Optional output connector:  
See page Appendix.

**Derating Curve :**

1. Operating Temperature: 0 to 70°C
2. Derate linearly from 100% load at 50°C to 50% load at 70°C