

Features:

- * Standard 1" x 1" Package
- * 4:1 Wide Input Range
- * Efficiency up to 90%
- * Regulated Output
- * 1600VDC Isolation
- * Remote On/Off Control (optional)
- * OVP/OCP/ OTP
- * Output Voltage Adjustable (Trim)
- * Operation Temp. -40~90°C

**Applications:**

Automatic Control System
 Communication System
 Distribute Power System
 Test Equipment

Rating Chart:

MODEL NO.	Input Voltage	Output Voltage	Output Current	Maximum Output Power	Ripple & Noise	Load Regulation	Typ. Efficiency	Capacitive Load
	(VDC)	(VDC)	(A)	(W)	(mVp-p)	(%)	(%)	Max. uF
AMF20B-102	9~36 VDC (Nominal: 18V)	5	4.00	20	75	1	90	10,000
AMF20B-105		12	1.25	15	75	1	88	2,200
AMF20B-106		15	1.00	15	75	1	89	1,500
AMF20B-202		±5	1.50	15	75	1	86	2,200
AMF20B-205		±12	0.625	15	75	1	88	470
AMF20B-206		±15	0.50	15	75	1	89	470
AMG20B-102	18~75 VDC (Nominal: 36V)	5	4.00	20	75	1	90	10,000
AMG20B-105		12	1.25	15	75	1	88	2,200
AMG20B-106		15	1.00	15	75	1	89	1,500
AMG20B-202		±5	1.50	15	75	1	86	2,200
AMG20B-205		±12	0.625	15	75	1	88	470
AMG20B-206		±15	0.50	15	75	1	89	470

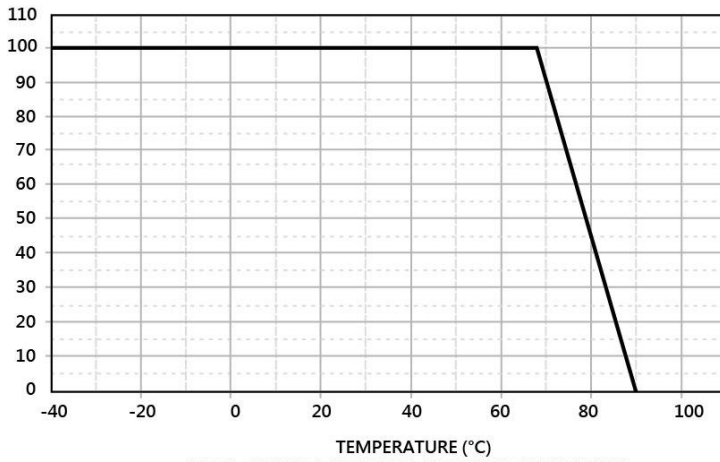
Electrical Characteristics:

Symbol	Characteristic	Condition	Min.	Typ.	Max.	Unit
Vins	Input Voltage for AMF20B		9	18	36	VDC
	Input Voltage for AMG20B		18	36	75	VDC
Fs	Switching Frequency			400		kHz
Po	Output Power Range	See Rating Chart				W
Acc	Output Voltage Accuracy	Io=Full load, Vin=Typ.,@25°C			1	%
n	Efficiency Full Load, Vin= Nominal	Detail to see Rating Chart				
△Voi	Line Regulation	Full Load, Vin=Vmax to Vmin @25°C			0.3	%
△Vol	Load Regulation	Io=10% to 100% Vin= Typ.,@25°C	See Rating Chart			
OLP	Over Load Protection	% of Full Load at Nominal Vin	110		220	%
ttr	Time of Transient Response	Load of 50% to 75%			500	µs
Vp-p	Ripple & Noise (Peak to Peak)	20MHz	See Rating Chart			
Tc	Temperature Coefficient	All output			0.03	%/°C
Vio	Dielectric With Standing Voltage for input to output	Input to output	1600			VDC
Vioc	Dielectric With Standing Voltage for input or output to case	Input or output to case	1600			VDC
Ris	Isolation Resistance	Input to output	1G			ohm
	Isolation Capacitance	Input to output			2000	pF
* EMC	EMI Compliance to EN55022 (CISPR22)	Io-Full load, Vin=Typ., At 25°C			A	Class

Environmental:

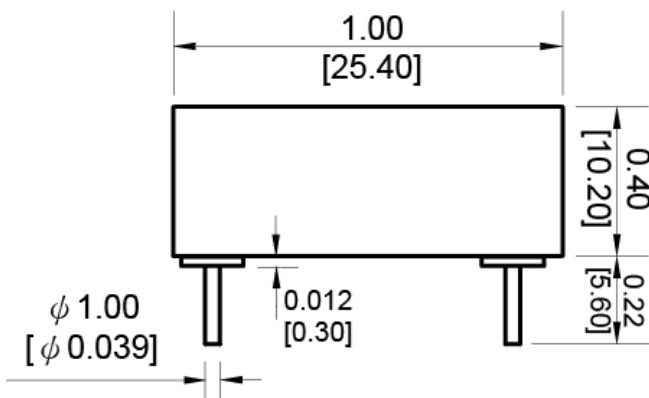
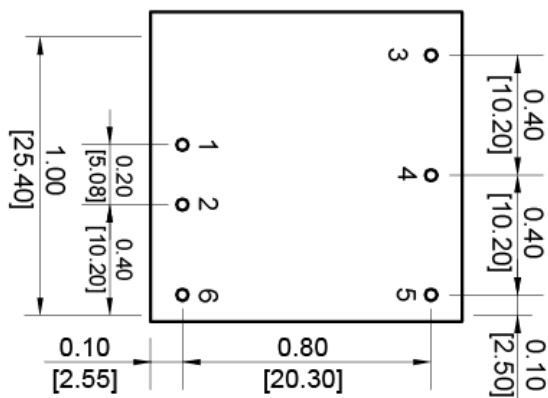
Symbol	Characteristic	Condition	Min.	Typ.	Max.	Unit
To	Operating Temperature	Detail to see Fig.1	-40		90	°C
Ts	Storage Temperature	10 ~ 95% RH	-40		125	°C
	Max case Temperature		-40		100	°C
Ho	Operating Humidity	non-condensing			95%	RH
Hs	Storage Humidity				95%	RH
MTBF	Mean Time Between Failure	Operating Temperature at 25°C, Calculated per MIL-HDBK-217F		1.534M		h
EP	Potting Material is Epoxy which is flammability to UL94V-0					
Cooling	Free Air Convection					

DERATING CURVE :



(FIG.1) TEMPERATURE DERATING CURVE WITH 40LFM

MECHANICAL DIMENSIONS : (UNIT: mm)



Pin No.	Single Output	Dual Output
1	+Vin	
2	-Vin	
3		+Vout
4	No Pin(Trim)	Common
5		-Vout
6		No Pin (Remote)

Tolerance:	mm	inches
	X ±0.25	.XX ±0.01
	XX ±0.25	.XXX ±0.01
Pin	± 0.05	±0.002