



POWERSTAX A3600 Series

1U high 19" Rack mount single / multi output AC-DC 3,600W

Outline Product Specification

FEATURES

- ❑ 1U high (40mm)
- ❑ From 1 to 36 isolated outputs with full user configurability
- ❑ 1.5V to 58V standard output voltages
- ❑ Bias Supply Voltage 5V @ 250mA
- ❑ Class B Conducted Emissions
- ❑ Up to 3600W of output power
- ❑ Series and Parallel capability
- ❑ Zero load operation
- ❑ Designed for EN61000-3-2 compliance
- ❑ Universal input
- ❑ Fully floating outputs
- ❑ Individual control signals
- ❑ 19" Rack mount
- ❑ 350mm deep

The Powerstax A3600 series provides single and multiple output solutions for the communications, industrial, instrumentation and test & measurement market in a convenient and compact 1U high 19" rack mount package 350mm deep.

With many thousands of possible output configurations and up to 36 isolated and adjustable outputs, the A3600 series is a low profile, flexible, cost effective solution to your exact power architecture requirements.

Providing up to 3600 watts regulated single or multi-output dc supplies from a mains supply of nominal 115Vac or 230Vac. It is possible to individually margin, enable, parallel or stack the outputs to provide literally millions of power solutions.

The design and topology allows rapid mainstream production turnaround of configured units, CE marked, in a matter of weeks.



2 Year Warranty



A3600 series 1U High, 19" Rack mount single - multi output AC-DC 3,600W



Outline Product Specification

Input characteristics

Supply voltage: Universal input
88 to 264Vac single phase

Supply frequency: 47 to 63Hz

Supply current: up to 16Arms at full load
As standard.

Fuse/mcb rating: 250Vrms nominal

Current rating as per application

Output characteristic

Output voltage: As per application

Output current: As per application

The equipment is supplied with a mains cord which is either hard-wired to the equipment, or provided with a connector of suitable rating.

Output termination is by means of a removable rear panel for access to output terminals and connectors as standard

Safety

The equipment is CE marked for compliance with the Low Voltage Directive 73/23/EEC. The equipment complies with the harmonised standard EN60950.

Insulation category:

Primary to secondary reinforced

Primary to ground basic

Secondary to ground functional

The equipment undergoes the following tests in manufacture:

Earth continuity: 25A ac from safety earth terminal to all exposed metal chassis parts. Resistance less than 0.1 ohm

Voltage proof:

Input to ground 2200Vdc

Input to output/ground 2200Vdc

Output to all other parts 500Vac

Environmental

Operating ambient: 0 to +50degC

Humidity: up to 95%RH maximum

Pollution degree: 2

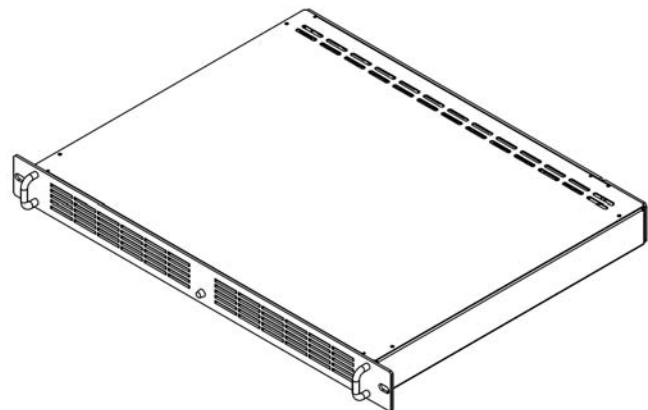
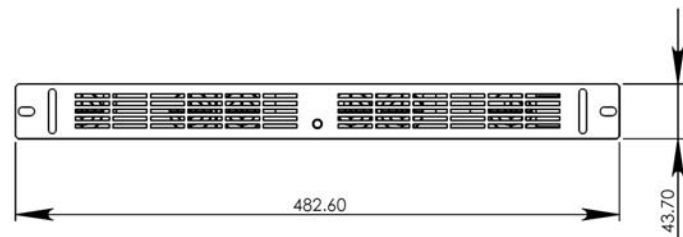
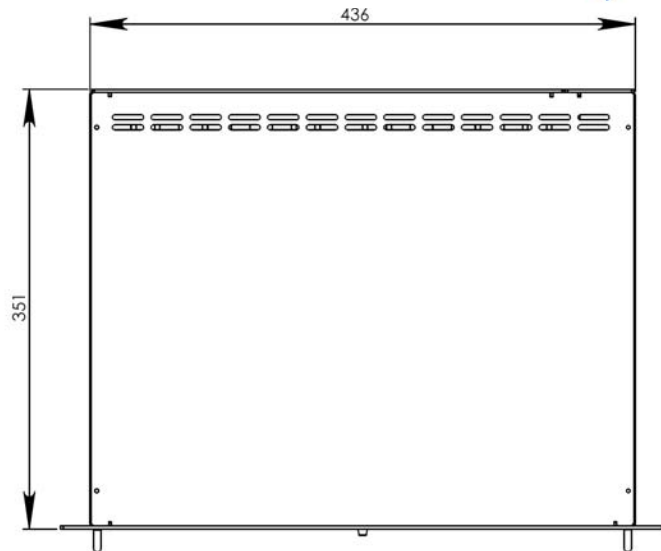
Ambient pressure: 0 to 500m

Overvoltage category: II

Material group: IIIa

EMC

The equipment complies with the harmonised generic standards EN6100-6-2: 2001 and EN61000-6-4: 2001.



PLEASE NOTE: Due to the very large number of configurations, variants and options it is only possible to provide an outline specification in this document. However, Powerstax is pleased to provide a full specification for all detailed requirements.

Please contact Sales on sales@powerstaxplc.com or telephone +44 (0)1252 407800

Exceeding absolute maximum ratings may cause permanent damage and may reduce reliability. Information and specifications contained in this data sheet are believed to be correct at the time of publication. However, Powerstax accept no responsibility for consequences arising from printing errors or inaccuracies. Specifications are subject to change without notice.



Powerstax plc

Unit B5, Armstrong Mall, Southwood Business Park, Farnborough, Hants, GU14 0NR, England
Tel: +44 (0) 1252 407800 Fax: +44 (0) 1252 407810 E-mail: sales@powerstaxplc.com www.powerstaxplc.com

January 2006